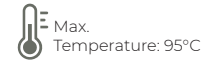



Stainless Steel

DOMINO



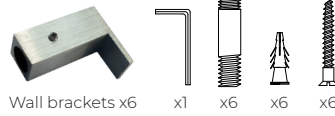
Material : Stainless Steel 304 

Connection : Wall connection G1/2"

Construction : 150x50x2 mm
 Ø21x1,5 mm
 40x10x1,5 mm 

Package contents

Assembly parts



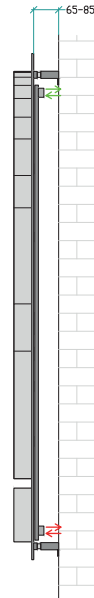
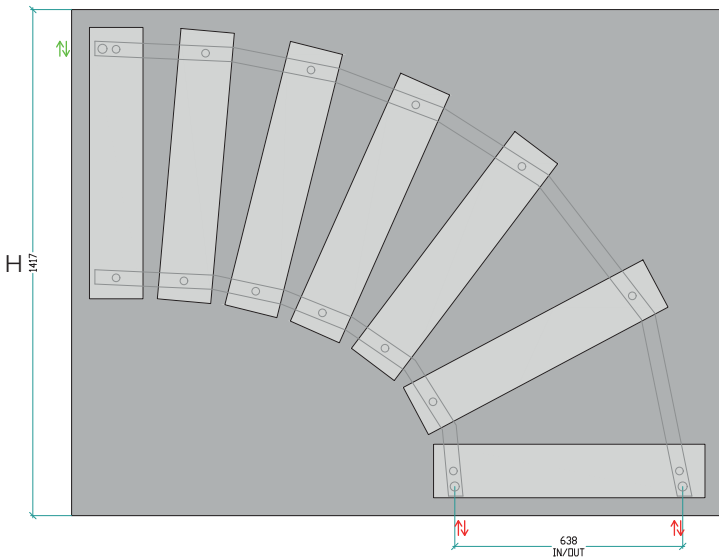
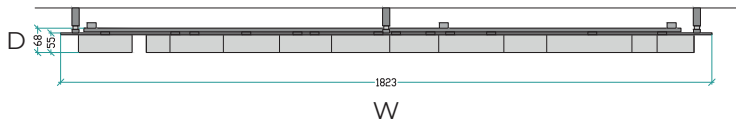
Air vent x1

Air vent cap x1



 inlet/outlet

 air vent



Model Code	Height (H) mm	Width (W) mm	Depth (D) mm	Slice Quantity	Pipe Centers mm	Heat Output ΔT 50°C	
						Watt	Btu
Domino	1417	1823	68	7	638		

*Can be manufactured in all sizes & slice quantities

*Dimension and position of pipe centers can be customized