



Stainless Steel

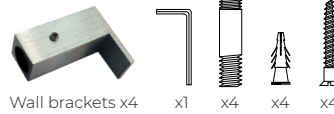
ELENA



- Material : Stainless Steel 304 
- Connection : Wall connection G1/2"
- Construction : 40x10x1,5 mm 
30x30x2 mm

Package contents

Assembly parts



Air vent x2

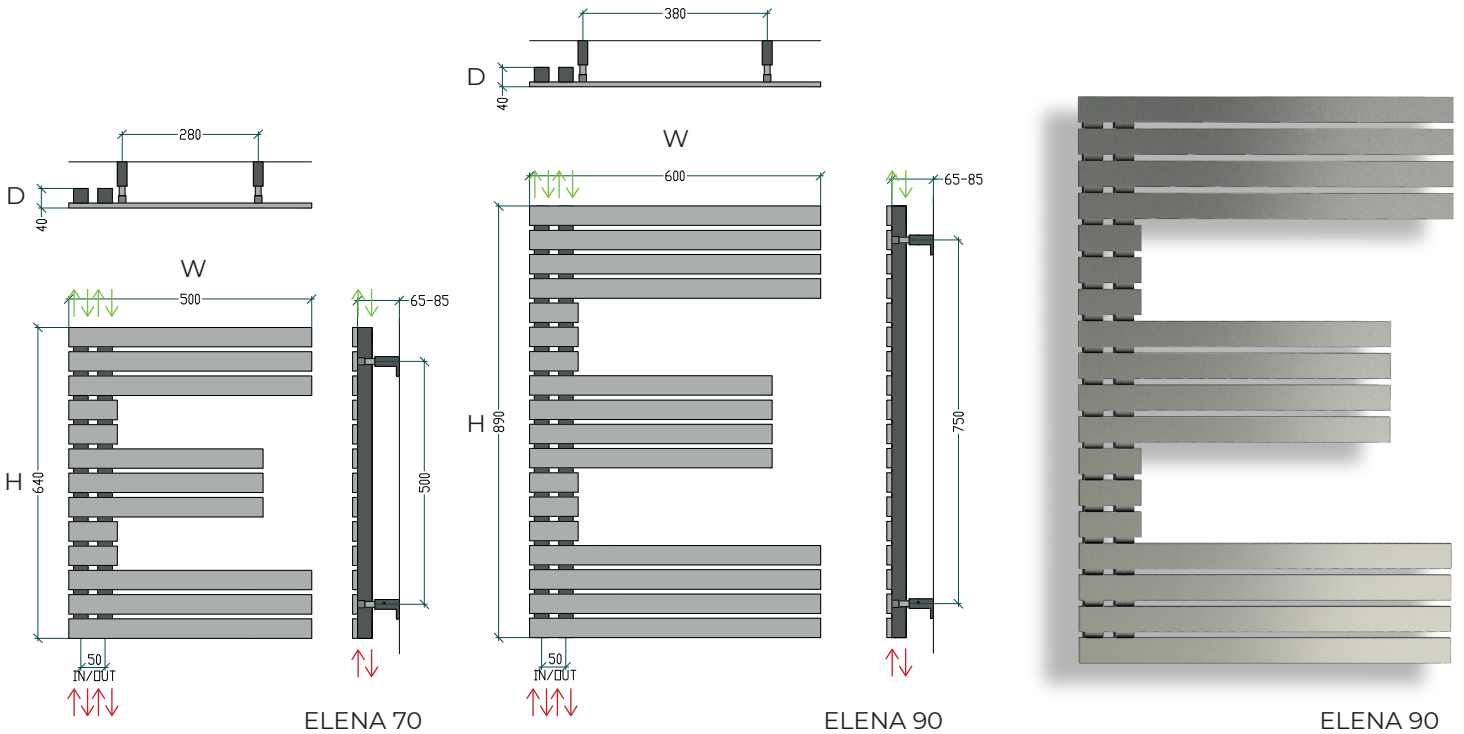
Air vent cap x2



 inlet/outlet

 air vent

electric option 



Model Code	Height (H) mm	Width (W) mm	Depth (D) mm	Slice Quantity	Pipe Centers mm	Heat Output ΔT 50°C	
						Watt	Btu
Elena 70	640	500	40	13	50	220	752
Elena 90	890	600	40	18	50	341	1165

*Can be manufactured in all sizes & slice quantities

*Dimension and position of pipe centers can be customized