

# Aluminium

# LILLY

Tested Pressure : 12 bar

Max. Temperature: 95°C

5 years warranty

Material : Aluminium

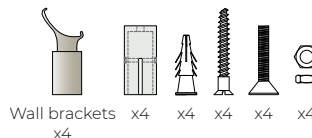
Finish : Inox / Textured paint 

Connection : Wall connection G1/2"

Construction : Special production profile  
 Ø20x2 mm tube  
 28x25 mm rectangle

## Package contents

Assembly parts




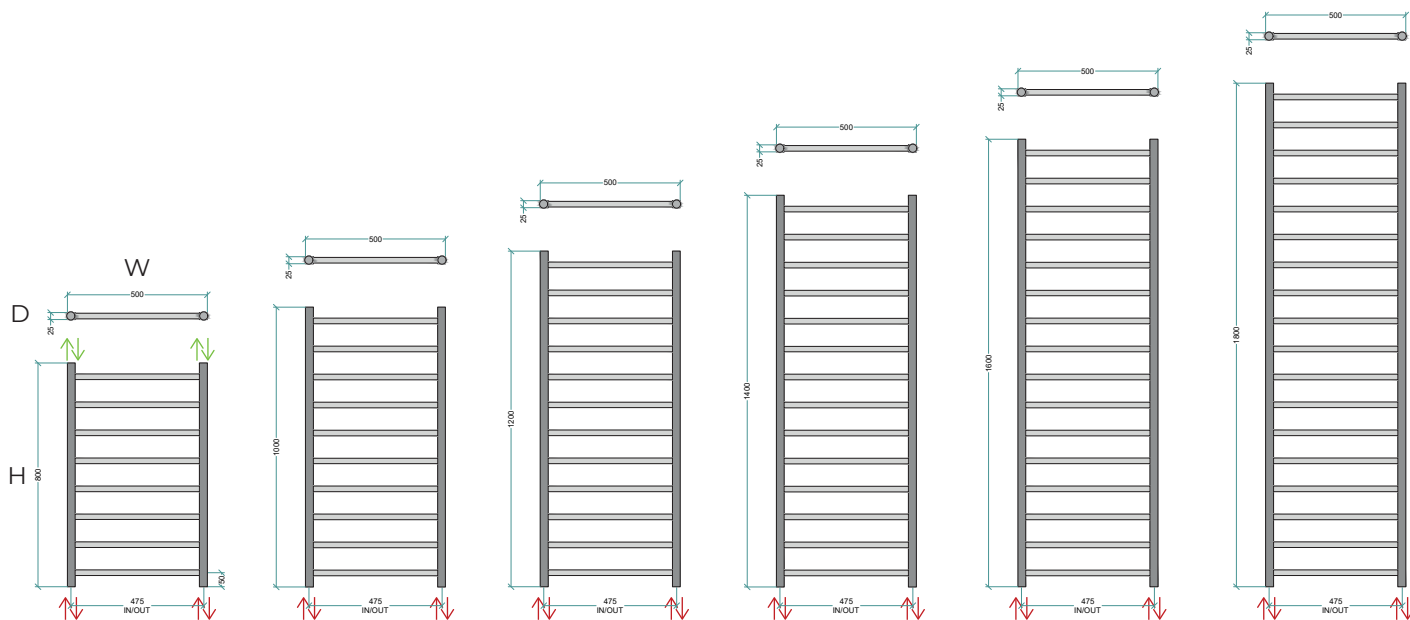
Air vent x2 Air vent cap x2



↔ inlet/outlet

↔ air vent

electric option 



Model Code	Height (H) mm	Width (W) mm	Depth (D) mm	Slice Quantity	Pipe Centers mm	Heat Output Δ50°	
						Watt	Btu
Lilly 800x300	800	300	25	8	275	97	331
Lilly 1000x300	1000	300	25	10	275	121	413
Lilly 1200x300	1200	300	25	12	275	145	496
Lilly 1400x300	1400	300	25	14	275	170	578
Lilly 1600x300	1600	300	25	16	275	194	661
Lilly 1800x300	1800	300	25	18	275	218	743
Lilly 800x500	800	500	25	8	475	133	455
Lilly 1000x500	1000	500	25	10	475	167	569
Lilly 1200x500	1200	500	25	12	475	200	682
Lilly 1400x500	1400	500	25	14	475	233	796
Lilly 1600x500	1600	500	25	16	475	266	909
Lilly 1800x500	1800	500	25	18	475	300	1023